

○ MUSIC  city COUNSELOR


THANK YOU FOR YOUR
PURCHASE!



Hey y'all, Laura here! I so appreciate when you please take a moment to leave a review on my resources on my TpT Store. Thanks for your support! Enjoy the resource!

♥ *laura oathout*

LET'S CONNECT!



For helpful ideas, engaging resources, and freebies, please check out my website and membership!

○ ♥ **WEBSITE:** www.musiccitycounselor.com

♥ **MEMBERSHIP:** www.counselorcollab.com

ASCA MINDSETS & BEHAVIORS:

Category 1: Mindset Standards

- M1: Belief in development of whole self, including a healthy balance of mental, social-emotional, and physical well-being
- M2: Sense of acceptance, respect, support, and inclusion for self and others in the school environment

Category 2: Behavior Standards

- B-SS 2: Positive, respectful, and supportive relationship with students who are similar to and different from them
- B-SS 5: Ethical decision-making and social responsibility

DIRECTIONS PAGE 1:

This lesson will take approximately 45 minutes to complete.

Materials Needed:

- Printed materials
- Scissors
- Crayons or markers
- Pencils
- Glue sticks

Recommended Sequence:

1. Review the PowerPoint or digital for Google Slides™ presentation.
2. Review the instructional posters and display the bulletin board if you'd like.
3. Use the discussion cards with students.
4. Complete the craft, a worksheet, or a coloring page of your choice.
5. Students can decorate the mini story book and take it home to read with their families.

Presentation:

Both a PowerPoint and digital for Google Slides™ presentation are included. This presentation teaches students all about generosity. First, students "meet" Gianna, a little girl who everyone knows as "Generous Gianna." Then, students learn the definition of generosity. Next, students listen to a story about Gianna who sets a goal to make 5 generous choices in one day. Then, students "turn and talk" with a partner and discuss 2 reflection questions about the story. Next, students learn 7 ways to be generous. Finally, students "turn and talk" with a partner to reflect on how they can be more generous in their lives.

Bulletin Board:

9 beautiful posters are included as well as printable letters that say BE GENEROUS. Please cut out the letters and staple them to the top of your bulletin board. Then, display the posters in any order that you'd like. Please see the sample on the next page.

SAMPLE BULLETIN BOARD



DIRECTIONS PAGE 2:

Discussion Cards:

12 discussion cards are included. You may choose to use these as a whole group or divide students into small groups. I prefer to divide students into groups of 2-4 and give each group 2-3 cards. Students can discuss their thoughts with their small group then share out with the class.

Generosity Writing Craft:

A writing craft is included with 5 different "girl" clipart options and 5 different "boy" clipart options. Please let students choose the clipart character that looks most like them and have them color it to resemble them. A version with lines for students to write on is included as well as a blank version. Students can write and/or draw about how they can be generous. Then, they can glue the clipart character to the top of the page. Please see the sample on the next page.

Mini Story Book:

This is a half-page version of the "Gianna Shows Generosity" story from the presentation. Please print one story for each student, cut it down the middle, and staple it at the top. Students can color the story and take it home to read with their families.


Worksheets & Coloring Pages:

Assorted worksheets and coloring pages are included. Please choose those that best fit the needs and abilities of your students, and the amount of time that you have.

Questions, comments, or suggestions? Please contact me any time at laura@musiccitycounselor.com. I'm here to help! ☺

PS I SO appreciate when you please take a moment to leave a review on my resources on TpT. It earns you credits towards future purchases, helps other educators find quality resources, and helps my small business grow.

SAMPLE CRAFT:



Name: Paulina Flores

GENEROSITY

I am generous when I...


give the clothes and toys that I don't use

anymore to people who need them. I also

make sure to share and take turns with

others. Giving is important to me!

MINI PRINTABLE STORY



GIANNA shows GENEROSITY

© Music City Counselor

Meet Gianna! She is a 2nd grader who loves sewing, swimming, and learning about dinosaurs. Everyone knows her as Generous Gianna!




© Music City Counselor

One day, Gianna set a goal to make 5 generous choices in one day. She started by complimenting Ja'Quarion on his new shirt.



© Music City Counselor

Next, she congratulated Harriet when she won the Student of the Month Award.




© Music City Counselor

Then, Gianna shared her favorite candy with Tyler at lunch.




© Music City Counselor

After school, Gianna tutored her classmates who were having trouble with fractions.



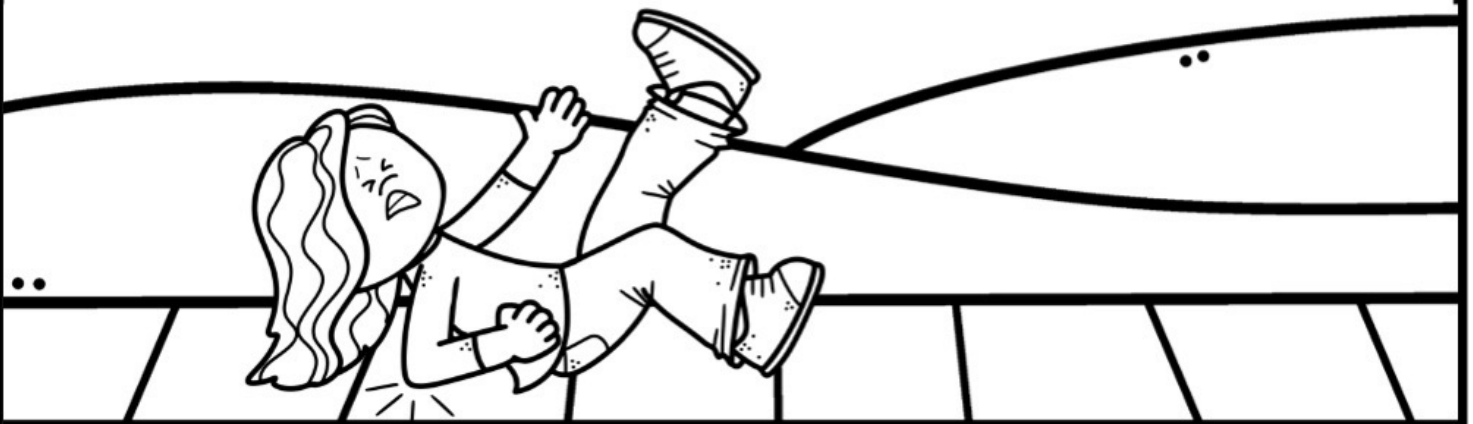
© Music City Counselor

After tutoring, she went to her cousin's track meet and cheered her on.



© Music City Counselor

Gianna was so proud of all the generous choices she made! But on her way home from the track meet, she took a bad fall.



© Music City Counselor

Now it was time for Gianna's friends to be generous in return! Tameka and Mary brought her treats to help her feel better.



© Music City Counselor

Write and draw about how you can be more generous.

© Music City Counselor

BULLETIN BOARD

BE

GEN

ERO
VS

How to Be GENEROUS

Share



Help others



Donate + give



Spend quality time




Volunteer



Use kind words



Care for others



What is **GENEROSITY?**

Generosity means being kind and giving to others. It's about doing nice things without expecting anything in return.



How to Show **GENEROSITY**

Share toys +
belongings



How to Show **GENEROSITY**

Help others



How to Show **GENEROSITY**

Donate + give
to others



How to Show **GENEROSITY**

Spend quality
time with others



How to Show **GENEROSITY**

Volunteer
your time



How to Show **GENEROSITY**

Use kind words



How to Show **GENEROSITY**

Take care of
others



DISCUSSION CARDS



What is generosity?

© Music City Counselor



What goal did Gianna set?

© Music City Counselor



How did Gianna show generosity?

© Music City Counselor

What happened to Gianna on her way home?



© Music City Counselor

What did Gianna's friends do for her?



© Music City Counselor



© Music City Counselor

How do you think Gianna's generosity made others feel?

How could you be more generous at home?



© Music City Counselor

How could you be more generous at school?



© Music City Counselor

Share about a time when someone was generous with you.



© Music City Counselor

What does generosity mean to you?



© Music City Counselor

Share about a time when you were generous.



© Music City Counselor

What are two ways to be generous?



© Music City Counselor

A decorative border with a pink background and white leopard print spots surrounds the central text.

CRAFT

Name: _____

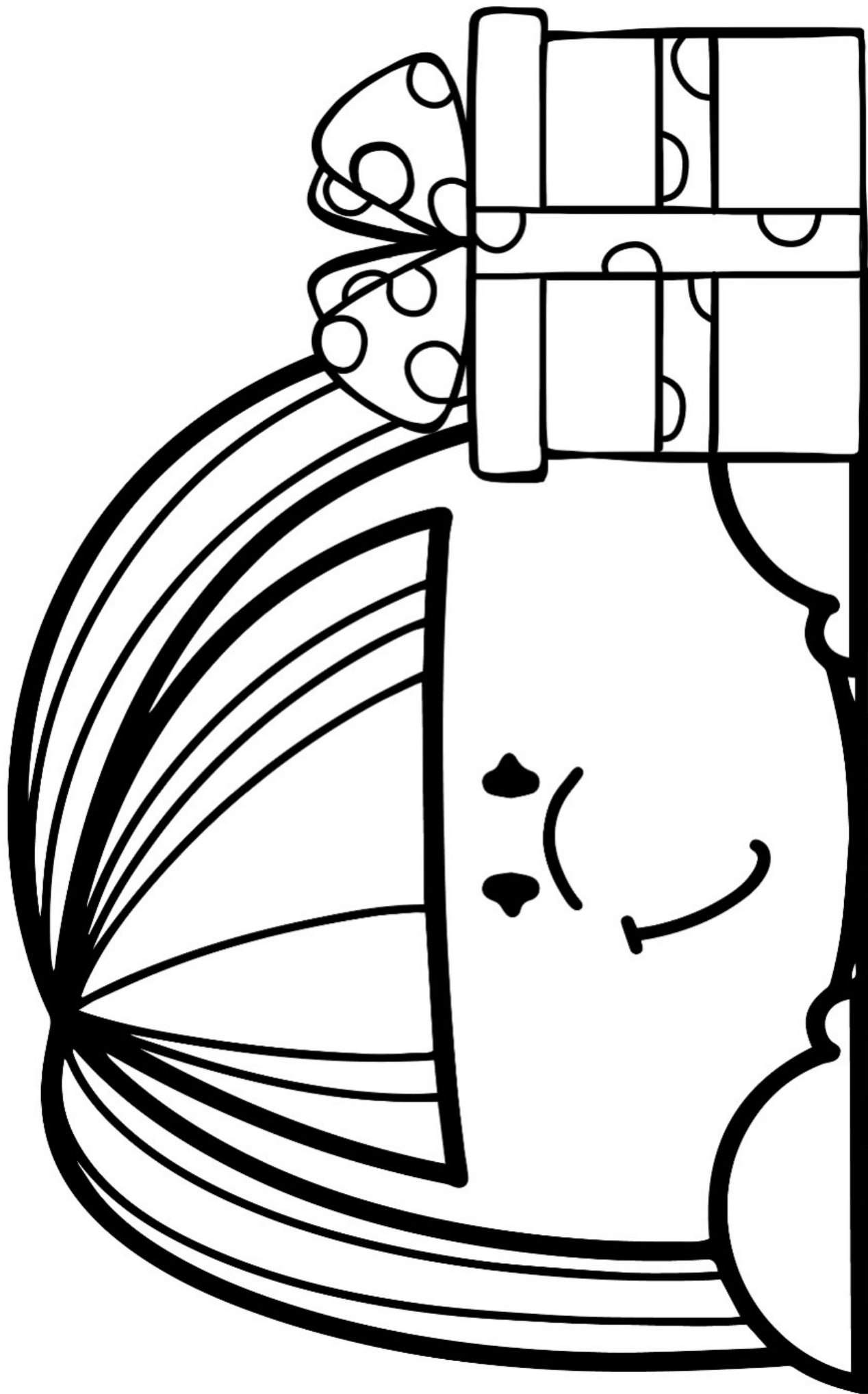
GENEROSITY


I am generous when I...


Name: _____

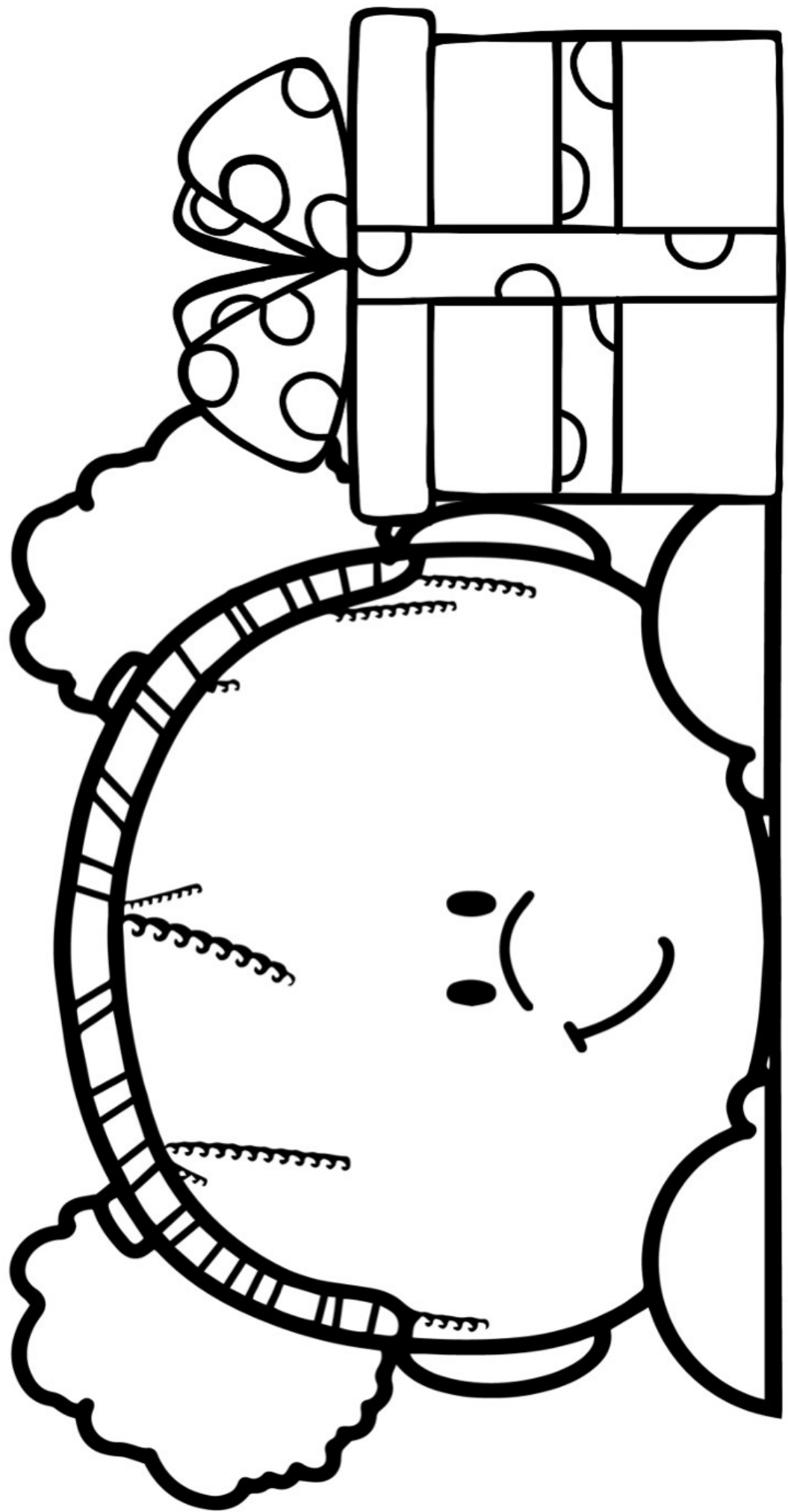
GENEROSITY

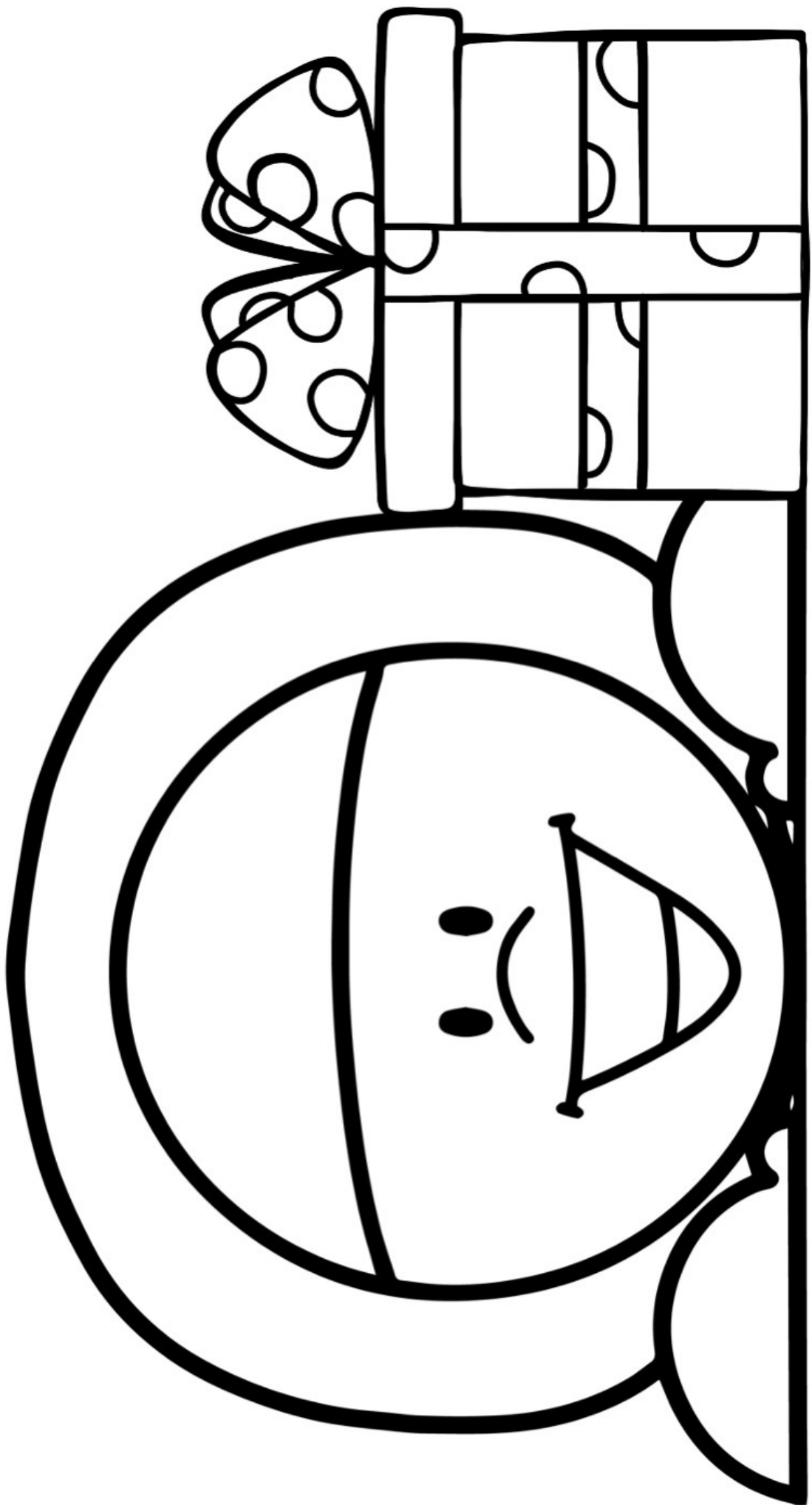
I am generous when I _____.

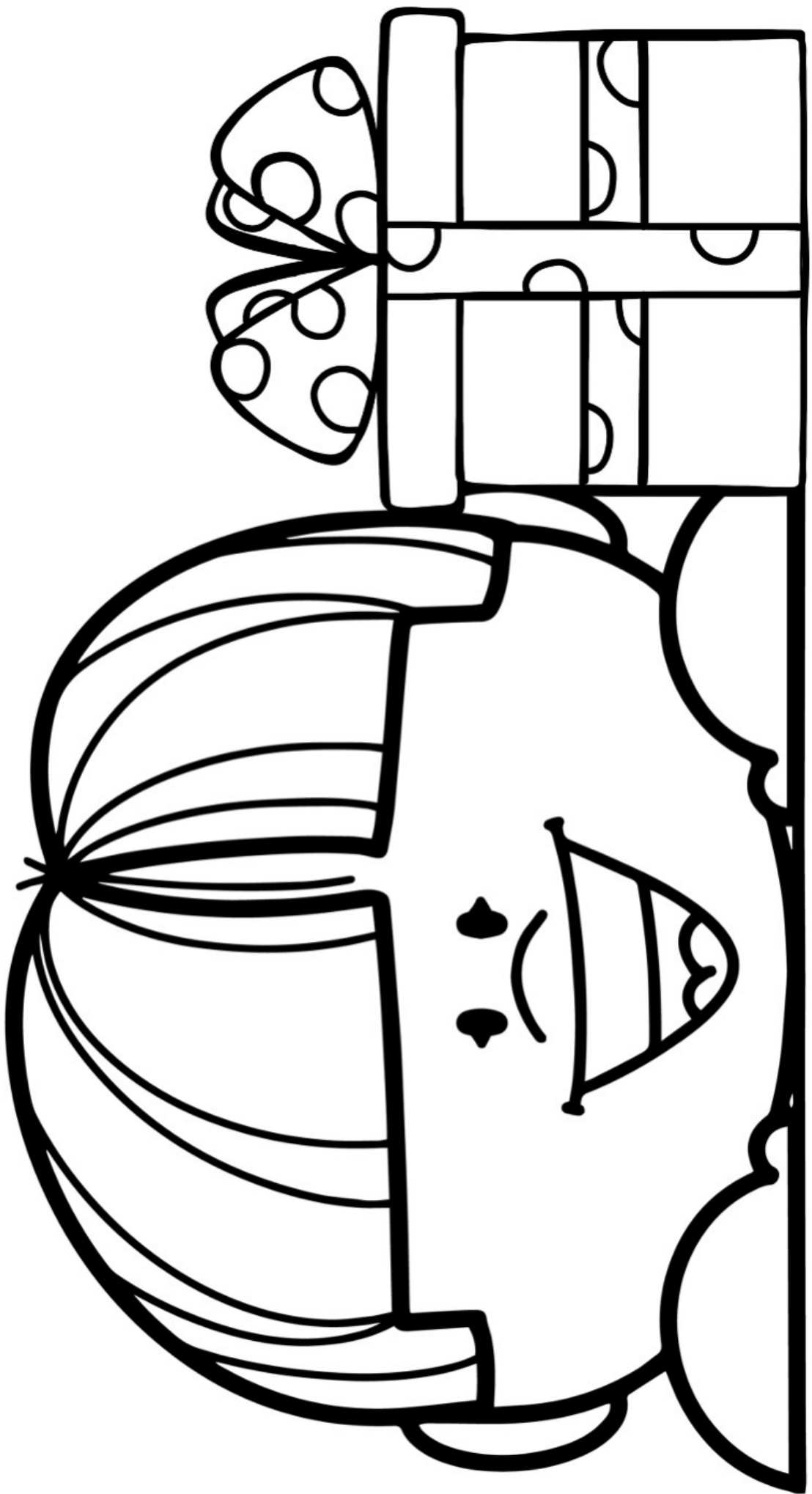


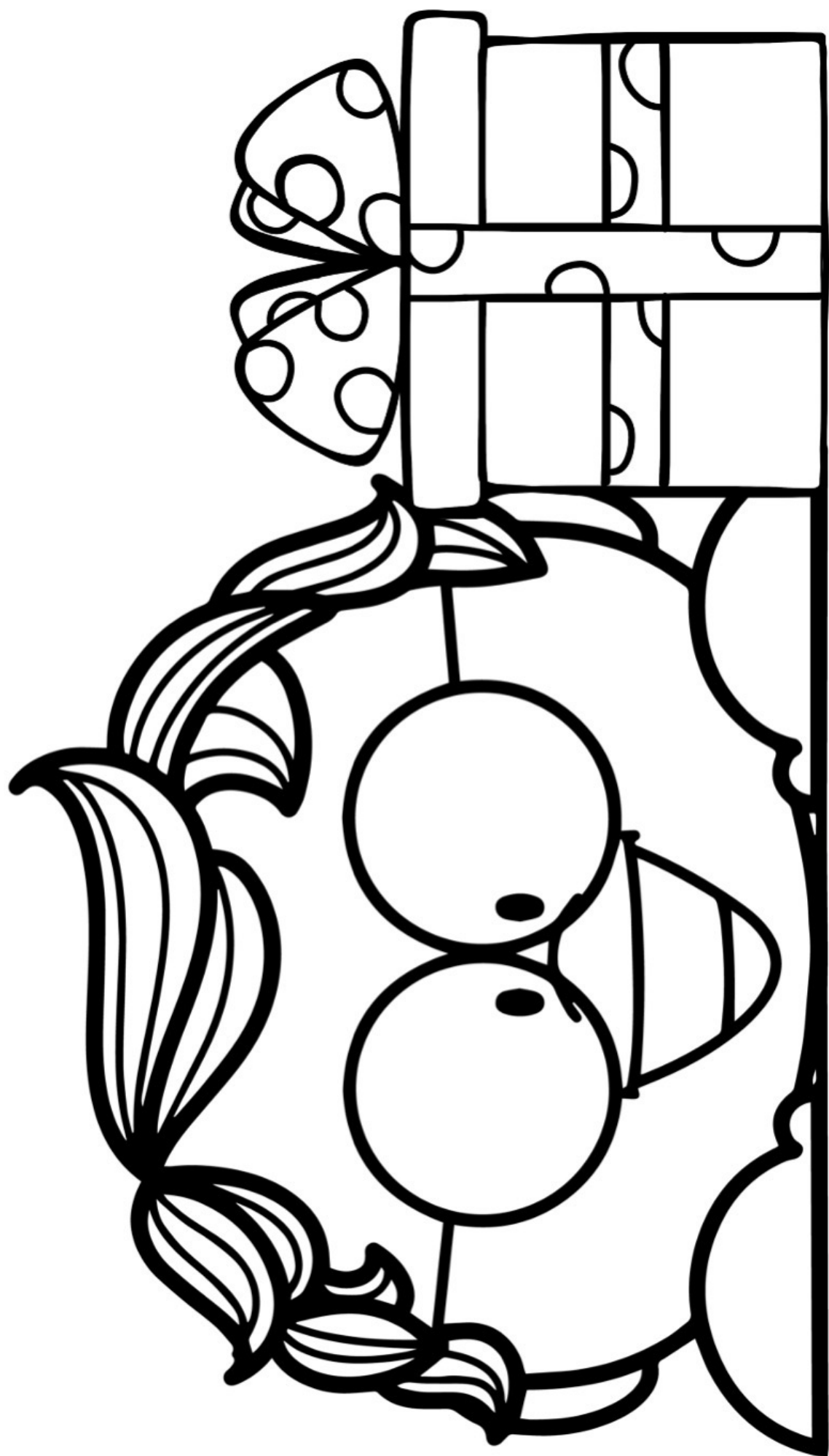





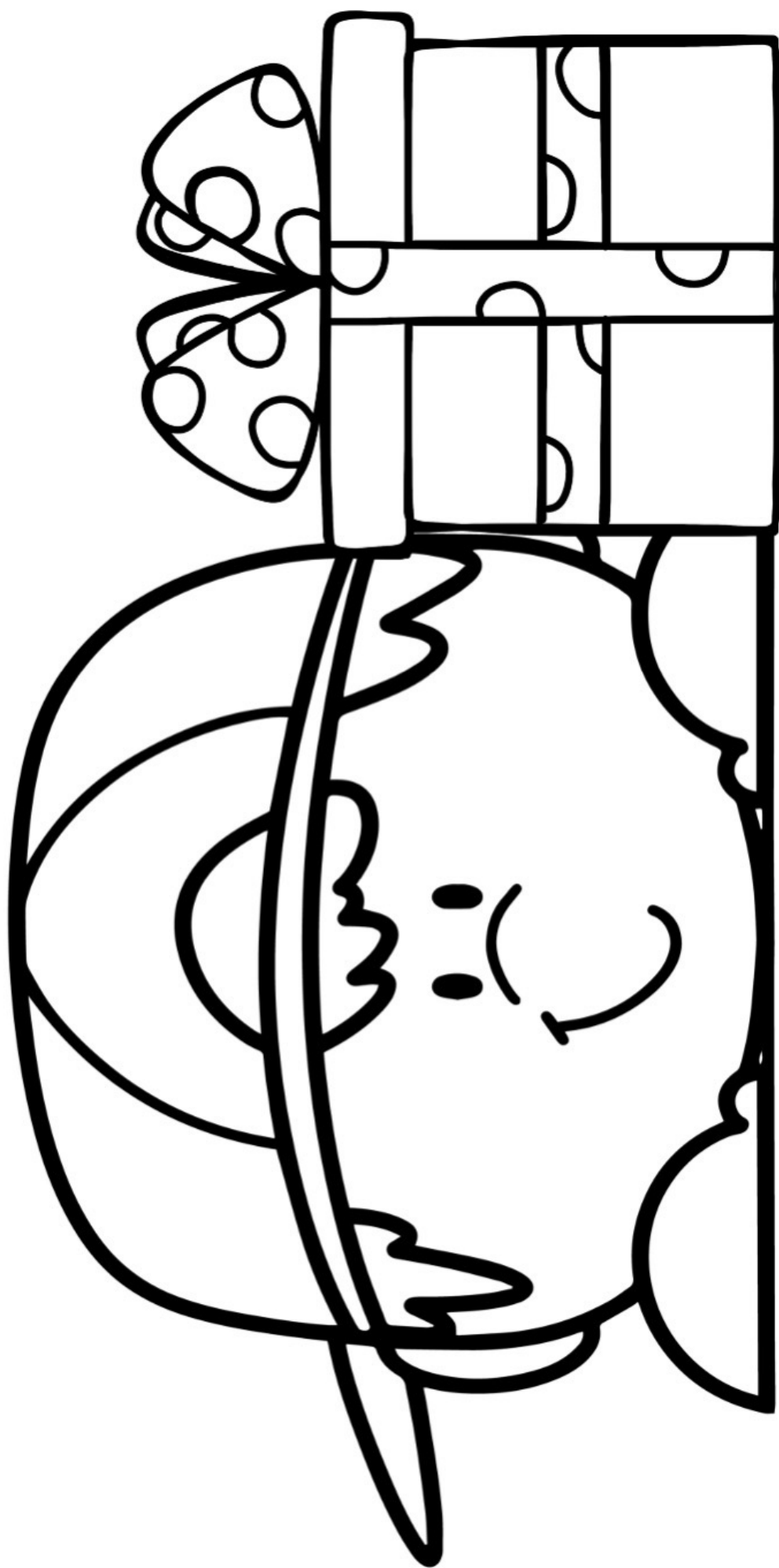



















WORKSHEETS

Name: _____

Color the pictures that show
GENEROUS CHOICES.



Name: _____

GENEROSITY



What does generosity mean to you?



Name: _____

GENEROSITY


Share about a time when you were generous.



COLORING PAGES

GENEROSITY

Share toys + belongings.




GENEROSITY

Help others.



GENEROSITY

Donate + give to others.



GENEROSITY

Spend quality time.



GENEROSITY

Volunteer your time.



GENEROSITY

Use kind words.

QUIET, PLEASE



GENEROSITY

Take care of others.



○ TERMS OF USE:

- Make copies for the purchaser's classroom AND share copies with other educators within your school building
- Reference (without distribution) this product in blog posts, seminars, professional development workshops, or other such venues provided there is both credit given to myself as the author and a link back to my TpT store included in the post/presentation

• YOU MAY •

- Claim the work as your own, alter the files in any way, or remove/attempt to remove the copyright
- Share this product with educators outside of your school building
- Repackage, sell, or giveaway this product to others
- Offer to share this product anywhere on the internet as a download or copy

• YOU MAY NOT •



Please contact me any time at laura@musiccitycounselor.com with questions, suggestions, resource requests, or comments. I'm here to help and would love to hear from you!

♥ Laura Oathout

THIS RESOURCE WAS MADE POSSIBLE THANKS TO:

